



# **Faurecia Guideline GTL (Global Transport Label)**

**Package and Handling Unit,  
Label SLC1 and AIAG**

**Version 1.3**

**Date 15-06-2024**

**Table of contents**

1. Document versions .....2  
 2.1. Introduction .....3  
 2.2. Manifests and Package labels, considerations of communication .....3  
 2.3. Non-Manifest Process and Package labels, considerations of communication .....3  
 2.4. Labels referenced standards .....4  
 2.5. Label functions .....4  
 3. SLC1 (Small Load Container 1) detailed specification .....5  
 3.1. Package or Simplified Handling Unit. ....5  
 3.2. Homogeneous Handling Unit. ....13  
 3.3. Heterogeneous Handling Unit (Mixed). ....17  
 4. AIAG detailed specification .....21  
 4.1. Package or Simplified Handling Unit. ....21  
 4.2. Homogeneous Handling Unit. ....29  
 4.3. Heterogeneous Handling Unit (Mixed). ....32  
 5. 1D BARCODE, 2D DATA MATRIX SYMBOL .....36  
 5.1 1D Barcode .....36  
 5.2 2D Data Matrix symbol .....37  
 5.2.1 Symbol size .....37  
 5.2.2 Positioning .....37  
 5.2.3 Message structure and User data .....38  
 7. Practical examples – SCL1 Package. ....42  
 8. Practical examples – AIAG Package .....44

**1. Document versions**

Version	Date	Comments
1.0	10-11-2020	Creation
1.1	23-11-2020	SUPPLIER NUMBER allowed in PACKAGE ID code & 2D barcode instead of DUNS Number if no DUNS number is available.
1.2	01-03-2021	Correction on Delivery Note, it should contain MURN when LISA flow instead of Manifest sequence number.
1.3	15-06-2024	Change of the composition of packaging ID field D1

## 2.1. Introduction

This guideline describes the Faurecia requirements of the Global Transport Label (GTL) and contains the technical specifications that are required to implement GTL. The guideline specifies the label, label placement, field and barcode contents in accordance to ODETTE recommendation LL08 European profile Sept 2016 V2.0. The GTL is found on the delivered item and is aligned with the advanced shipping notification that is transmitted via electronic data interchange (EDI). Therefore, the Shipping notification (DESADV EDIFACT) and GTL must contain the same information.

The use of the GTL helps to clearly identify packages (shipping units and individual packages), to enable process optimization in goods receipt area (no relabeling and mechanical processing), and continuous tracking of the goods along the entire supply chain (traceability) including production lines. The Faurecia Global Transport Label is in accordance with the ODETTE recommendation European profile Doc Ref LL08.

This guideline describes the Faurecia requirements regarding the **GTL labels to use to tag the Packages and Handling Units when deliveries to Faurecia are done to meet deliveries to Faurecia with 2D barcodes.**

## 2.2. Manifests and Package labels, considerations of communication

Upon agreement, Faurecia may communicate to the Supplier Shipment requests through Manifests. A Manifest is a document specifying a delivery that is to be collected at the Supplier or dispatched from the Supplier on a specific day and time. The document contains details on the material to be despatched and on the dates and times, despatch date and time and expected delivery date and time.

One Manifest is generated per despatch/pick-up time window and per truck. The Manifests are issued regularly, generally once per week.

The labelling of the packaging is mandatory, at both levels Package and Handling Unit.

2 sources are available to retrieve the Manifests issued by Faurecia and the labels:

Web Portal: The Supplier can connect onto a portal operated by Faurecia and from it, download the Package labels to tag the materials despatched to Faurecia against the Manifest, and also the Handling Unit/ Pallet labels when they are required: Covisint (AMCA), TX2 (EMEA), e-supply (ASIA)

EDI: most of the informations of the Manifest can be transmitted to the Supplier as an EDI message according to the EDIFACT DELJIT D96A or D97A standard. Once this message integrated, the Supplier may print the Package and Handling Unit labels by means of its own system, providing that the labels obtained meet the specifications described hereafter. It is alternate method to the retrieval of labels from the Web Portal.

## 2.3. Non-Manifest Process and Package labels, considerations of communication

For logistic flows without manifest process this label is still applicable, nevertheless some information required and received on Manifest process are not available therefore not applicable in label. Further down in the document these specifics are identified.

All remaining information will still be required and should be managed by supplier either based on information received in regular EDI DELFOR or managed manually by supplier in his local system

## 2.4. Labels referenced standards

For the Package and for the Handling Unit, Faurecia has referenced **2D BARCODE standard of label** meeting the requirements: the **SLC1 ODETE** standard & **AIAG ODETE** standard

Following **Global Transport Label specification**: [LL08 Global Transport Label - European Profile](#)

### **IMPORTANT:**

Faurecia suppliers are regulated in a binding manner by following the Supplier Logistic Manual, which, on turn, already dictates that suppliers are expected to provide, upon request, any label change as per the specification detailed in supplier's portal. The switch to GTL usage has to be agreed on in advance between supplier and Faurecia site. The GTL has to be approved by Faurecia plant, therefore it has to be tested with a Faurecia contact person before the go-live. After approval of the GTL the usage is mandatory for the supplier.

## 2.5. Label functions

Labels are used to identify product and shipping packages in the internal material flow and along their route from the dispatcher of the goods (normally the factory of the supplier) to the shipping company and eventually to the recipient of the goods (normally the factory of the customer). Labels allow for the unique identification of packages around the globe. In addition to the clear-text information, labels also contain machine-readable data in the form of 1D and 2D barcodes for automated handling.

Depending on the actual purpose of the package unit, the label has different control functions:

- **Product Packaging Unit (PPU):** Examples: cardboard boxes and plastic boxes (also known as Small Load Carriers – SLC). In this case the label provides unique identification of the product, together with additional logistics data. The label generally supports the internal handling of the PPU by the supplier up to the point of consolidation into transport packaging units and by the customer once the transport packaging units are broken down again.
- **Transport Packaging Unit (TPU):** Examples: pallets, loaded with PPUs and auxiliary packaging material (lids, etc.), metal containers or large load carriers (LLC). In this case, the label provides unique identification of the package unit, including details regarding its logistics and material properties. The information on the label is generally used to control consignments along single stage or multi-stage transport chains from the supplier to the customer and to support the receipt of the goods by the customer with subsequent internal handling including storage in the customer's warehouse.

In cases where the PPU is also the TPU, i.e. Metal containers, the labels combine the features and functions of the above two packaging levels. This type of packaging unit is usually described as a **Simplified Loading Unit**.

In this document the wording "**Package**" represents the packaging in which the product itself is loaded; the wording "**Handling Unit**" represents the pallet and metal containers; "**Simplified Handling Unit**" is used for a package which is handling unit at the same time.

Faurecia requires **SLC1 label as default standard label** especially **for Europe and Asia perimeter**. **In North and South America, the AIAG label format is allowed.**

### 3. SLC1 (Small Load Container 1) detailed specification

#### 3.1. Package or Simplified Handling Unit.

##### SLC1 standard, sample

The sample hereunder is for information only and it shall not be used to code any application. Actual detailed specifications follow later in this document.




SHIP FROM FAS JELCZ UL. EUROPEJSKA 6 LEG PL - 55 - 220 ID 522188127 COUNTRY OF ORIGIN PL		SHIP TO FAURECIA PLZEN S.R.O.  LOGISTICKA 153 CZ 330 23 UHERCE <small>PI ANET / JIMI LOADING POINT / PI ANET INTERNAL LOCATION</small> 1749 / 1749-RP86 / A02		<b>S</b>		PACKAGING TYPE <b>SMALL BAG</b>	SHIP / EXPIRY / PROD. - DATE P 2020-11-13
						BATCH NUMBER	PART - /HARDW - /SOFTW - REVISION
DELIVERY NOTE NUMBER 0256349225	CUSTOMER SPECIFIC ROUTING INFO			ETA QUANTITY PCE <b>6</b>	GROSS KG 7		
SUPPLIER NUMBER 1344000000					NET KG 7.0		
CUSTOMER PART NO <b>1384761X10</b>	F45 2R BR 2/5 RH						
Package ID S100399225				<b>4761</b>			

Figure 1 – Sample SLC1 label (Package or Simplified Handling Unit)

##### SLC1 standard, label layout and size

Actual dimensions are 210 X 74 mm - please note that the drawing hereunder has not actual scale.




Figure 2 – SLC1 label size

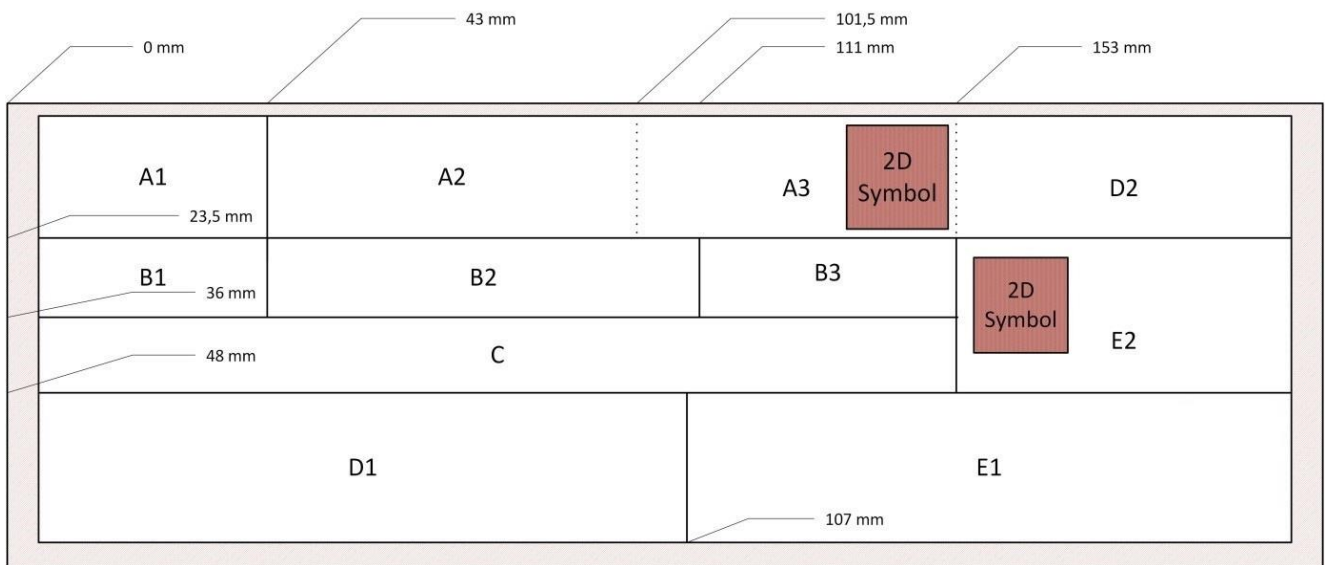


Figure 3 -Dimensions and layout of data fields - Label format

**DATA FIELDS ON LABELS**

- A1 - Goods sender (ship from)
- A2 - Goods recipient (ship to)
- A3 - Label type and 2D barcode symbol
- B1 - Faurecia reference 1
- B2 - Faurecia routing information
- B3 - Logistics reference

- C - Faurecia's article number
- D1 - Package ID
- D2 - Faurecia reference 2
- E1 - Faurecia reference 3
- E2 - Optional information as defined by supplier

## DESCRIPTION OF DATA FIELDS

### For all text content,

- the font **Arial Narrow, bold** (alternative font: **Helvetica Condensed, bold**) should be used.
- **Text must be printed in capital letters.**
- the font size is **6 pt. (heading/titles)**.

The data fields and lines must be identified with headings or titles as specified in the table below.

## A1 - Goods sender (Ship From)

<b>Function:</b>	Information regarding goods sender and country of origin	
<b>Title:</b>	SHIP FROM	
<b>Content:</b>	<b>L1: Name of goods sender</b> <b>L2: Name of goods sender</b> , continued or blank <b>L3: Town/city</b> <b>L4: Country code</b> (ISO 2 alpha code) and postal code <b>L5: ID (supplier number)</b> of the ship from <b>L6: Country of origin of goods</b> (ISO 2 alpha code)	
<b>Example</b>	<pre> SHIP FROM FAS JELCZ UL. EUROPEJSKA 6 LEG PL - 55 - 220 ID 522188127 COUNTRY OF ORIGIN PL           </pre>	
<b>EDI Sources</b>	L1/L2: Name of goods sender <a href="#">DELFOR- NAD+SE (3036)</a>   <a href="#">DELJIT- NAD+SE (3036)</a>	


**EDI Sources Note:** When DELFOR& DELJIT are received, info must be collected from DELJIT.

## A2 - Goods recipient (Ship to)

<b>Function:</b>	Information regarding goods recipient, unloading point, storage location
<b>Title:</b>	SHIP TO

<b>Content:</b>	<p><b>L1: Name of goods recipient</b>  <b>L2: Name of goods recipient</b>, continued or blank  <b>L3: Country, postal code and town/city of goods recipient</b> (210 x 74 mm)  <b>L4: Plant, unloading point, customer internal destination</b>, separated by forward slashes "/"          Remark: <b>customer internal destination ONLY informed in DELJIT in LISA Flows</b></p> <p><b>Note:</b>          The separating line between A2 and A3 is not printed.          If the identifiers of the plant, unloading point and customer internal destination exceed the space available in A2, they may extend into field A3. There must, however, always be a blank space of at least 3mm width before the 2D symbol.</p>
<b>Example</b>	<p>SHIP TO  <b>FAURECIA PLZEN S.R.O.</b></p> <p><b>LOGISTICKA 153</b>  <b>CZ 330 23 UHERCE</b>  <small>PLANT / UNLOADING POINT / PLANT INTERNAL LOCATION</small>  <b>1749 / 1749-RP86 / A02</b></p>
<p><b>EDI SOURCES</b></p> <p><b>Note:</b>          When DELFOR&amp; DELJIT are received, info must be collected from DELJIT.</p>	<p><b>L1 / L2: Names of Good recipients:</b></p> <p><b>L3: Country</b>                    <b>DELFOR- NAD+CN (3036)    DELJIT- NAD+CN (3036)</b>  <b>Postal Code</b>                <b>DELFOR- NAD+CN (3207)    DELJIT- NAD+CN (3207)</b>  <b>City</b>                            <b>DELFOR- NAD+CN (3124)    DELJIT- NAD+CN (3251)</b>  <b>L4: Plant</b>                      <b>DELFOR- NAD+CN (3164)    DELJIT- NAD+CN (3164)</b>  <b>Unloading point</b>           <b>DELFOR- NAD+CN (3039)    DELJIT- NAD+CN (3039)</b>  <b>customer internal destination</b>    <b>DELFOR- LOC+11 (3225)    DELJIT- LOC+11 (3225)</b></p>

### A3 - Label type and 2D barcode symbol

<b>Function:</b>	Identification of label type (Master, Mixed, Single) and 2D code
<b>Title:</b>	NONE
<b>Content:</b>	<p><b>Label type codes</b> S = Single</p> <p><b>Data Matrix symbol 1</b> (see User data for coding in Data Matrix) )</p> <p>Sample of Figure 1:          ( &gt;_1E06_1D12PGTL3_1D9K01_1D3L522188127_1D4LPL_1D8V1349_1D2L1349-          RP86_1D22LA02_1D2S0256349225_1DV1344000000_1DQ6_1D3QPC_1D2Q5_1DP1384761X10_          1D1JUN522188127100399225_1DBSMALL_BAG_1D16D20201113_1D1T_1D2P_1D12PCUS_1E_04</p>
<b>Example</b>	
<b>EDI Source</b>	See Table 2: Data elements in the Data Matrix Code 1 in Chapter 5.2.3

### B1 – Faurecia reference 1

<b>Function:</b>	Reference data #1 of Faurecia
------------------	-------------------------------




<b>Title:</b>	DELIVERY NOTE NUMBER / SUPPLIER NUMBER	
<b>Content:</b>	<p><b>DELIVERY NOTE NUMBER</b></p> <p>a) When <b>NO LISA</b> process <b>delivery note number</b> is assigned by <b>Supplier</b></p> <p>b) When <b>LISA process</b> Delivery note number should contain <b>Manifest number (MURN)</b> informed by <b>Faurecia</b> in DELJIT message</p> <p><b>SUPPLIER NUMBER</b> assigned by the Faurecia. No leading zeros.</p>	
<b>Example</b>	<p><b>DELIVERY NOTE NUMBER</b></p> <p><b>0256349225</b></p> <p><b>SUPPLIER NUMBER</b></p> <p><b>1344000000</b></p>	
<b>EDI Source</b>	<p><b>DELIVERY NOTE NUMBER</b></p> <p>a) <b>NO LISA:</b> n/a</p> <p>b) <b>LISA:</b> <b>DELJIT RFF+MA (1154)</b></p> <p><b>SUPPLIER NUMBER</b></p> <p><b>DELFOR RFF+ADE(1154)</b></p> <p><b>DELJIT RFF+ADE (1154)</b></p>	

## B2 – Faurecia routing information

<b>Function:</b>	Details required by the customer for the internal routing of the container after receipt of the goods.	
<b>Title:</b>	CUSTOMER SPECIFIC ROUTING INFO	
<b>Content:</b>	<p><b>ID and reference number(s)</b> assigned by Faurecia.</p> <p>This information is supplied as part of the call-off and does not need to be interpreted by the supplier. The data must be passed 1:1 through the IT system of the supplier for printing on the label.</p> <p>Faurecia can change the structure or syntax of the information without the need for any adjustments in the IT system by the supplier.</p> <p><b>Point of use</b> Internal place of consumption of the part at the Faurecia's premises This field is only completed, if the respective information has been communicated by the Faurecia as part of the call-off. Otherwise, the field remains blank.</p>	
<b>Example</b>	<b>CUSTOMER SPECIFIC ROUTING INFO</b>	

## B3 - Logistics reference

<b>Function:</b>	Logistics reference details for Faurecia
<b>Title:</b>	ETA, QUANTITY, QUANTITY UNIT, NET, GROSS WEIGHT




<b>Content:</b>	<p><b>Expected time of arrival</b> - ETA: expected/request delivery time of the goods at the Faurecia's premises. This field is also used for cross-dock processes, for instance to define shipping priorities. This information is only useful for labels on loading units. Expected date format YYYY-MM-DD / HH:MM</p> <p><b>Quantity:</b> Number of parts contained in package; <b>NOTE:</b> on Master Labels: total number of parts in loading unit.</p> <p><b>Quantity unit:</b> Quantity unit code (see Table 1 below).</p> <p><b>Net weight:</b> Net weight of the parts in the package or in the loading unit, in KG, including decimal separator where required. Only 1 decimal place allowed.</p> <p><b>Gross weight:</b> Gross weight of package or loading unit in KG, without decimals; if the gross weight is &lt; 1kg, it is stated as 1kg.</p>
<b>Example</b>	
<b>EDI Source</b>	n/a

**Table 1 - EDIFACT units and abbreviations/codes used on labels**




UN/EDIFACT	Printed on Label	Description
PCE / C62	PC	Piece
MTR	M	Meter
CMT	CM	Centimetre
MMT	MM	Millimetre
MTK	M2	Square meter
MTQ	M3	Cubic meter
LTR	L	Litre
LEF	LF	Sheet
PR	PA	Pair
RO	RO	Roll
KGM	KG	Kilogram
GRM	G	Gram
KMT	KM	Kilometre
TNE	T	Ton (metric)

## C - Faurecia's article number

<b>Function:</b>	Faurecia's article number; safety symbol (if required): circle with triangle (see figures)
<b>Title:</b>	CUSTOMER PART NO
<b>Content:</b>	<p><b>Article number:</b> Faurecia-assigned article number.</p> <p><b>Safety symbol where applicable.</b> Certain parts are subject to special documentation requirements. If required by the Faurecia, packages containing such parts must be labelled accordingly.</p> <p>The safety symbol must be printed in the field with a blank area of 2mm to the right.</p>

	The <b>Faurecia's part designation</b> may be printed to the right of the heading.						
<b>Example</b>	<table border="1" style="width: 100%;"> <tr> <td style="font-size: small;">CUSTOMER PART NO</td> <td style="text-align: right;">F45 2R BR 2/5 RH</td> <td style="text-align: right;"></td> </tr> <tr> <td colspan="3" style="text-align: center;"><b>1384761X10</b></td> </tr> </table>	CUSTOMER PART NO	F45 2R BR 2/5 RH		<b>1384761X10</b>		
CUSTOMER PART NO	F45 2R BR 2/5 RH						
<b>1384761X10</b>							
<b>EDI Source</b>	Article number : <b>DELFOR- LIN (7140)    DELJIT- LIN (7140)</b>						

## D1- Package ID

<b>Function:</b>	Transmission of unique HU (handling unit) number					
<b>Title:</b>	PACKAGE ID					
<b>Content:</b>	<p><b>Print Supplier Label number</b></p> <p><b>Handling Unit Number assigned by the supplier to this emballage.</b></p> <p>This number must be unique and never reused for the concerned product or any other product, at least within the year.  <b>The Barcode identifier "S" is printed at the right of the title of the box and in the same font.</b></p> <p><b>Data identifier of HU in form of a barcode</b>, encoded according to Code 128, see chapter 5.</p> <p>6mm blank area to the left and right</p> <p>For details regarding the barcode, see chapter 5.1</p>					
<b>Example</b>	<table border="1" style="width: 100%;"> <tr> <td style="width: 30%;">Package ID</td> <td style="text-align: center;"><b>S100399225</b></td> </tr> <tr> <td></td> <td style="text-align: center;"></td> </tr> </table>	Package ID	<b>S100399225</b>			
Package ID	<b>S100399225</b>					
						
<b>EDI Sources</b>	n/a					

## D2 – Faurecia reference 2

<b>Function:</b>	Reference data #2 of Faurecia
<b>Title:</b>	Depending on content (see example)

<b>Content:</b>	<p><b>Package type</b> : it must be Faurecia packaging code  <b>Qualified date: Expiry Date/ Shipment Date/Production Date</b>          Expected date format is YYYY-MM-DD          The following applies to inner packages and simplified loading units:</p> <ul style="list-style-type: none"> <li>• If there is an expiry date, it must be printed. The expiry date must be preceded by the letter "E".</li> <li>• If there is no expiry date, and if the shipping date is known at the time of printing the label, the shipping date should be printed. The shipping date must be preceded by the letter "S".</li> <li>• If none of the above dates are known or apply, the production date should be printed. The production date must be preceded by the letter "P".</li> </ul> <p>Shipment date is preferred or if not available, Date of Production.  <b>Engineering Change ID:</b> only when requested by Faurecia. Not transmitted in EDI messages.  <b>Batch number:</b> Production Batch number assigned by the Supplier. If supplier uses batches else empty</p>									
<b>Example</b>	<table border="1" style="width: 100%; border-collapse: collapse;"> <tr> <td style="width: 30%; padding: 5px;">PACKAGING TYPE <b>SMALL BAG</b></td> <td style="width: 30%; padding: 5px;">SHIP / EXPIRY / PROD. - DATE <b>P 2020-11-13</b></td> <td style="width: 40%;"></td> </tr> <tr> <td style="padding: 5px;">BATCH NUMBER</td> <td></td> <td></td> </tr> <tr> <td colspan="3" style="padding: 5px;">PART - /HARDW - /SOFTW - REVISION</td> </tr> </table>	PACKAGING TYPE <b>SMALL BAG</b>	SHIP / EXPIRY / PROD. - DATE <b>P 2020-11-13</b>		BATCH NUMBER			PART - /HARDW - /SOFTW - REVISION		
PACKAGING TYPE <b>SMALL BAG</b>	SHIP / EXPIRY / PROD. - DATE <b>P 2020-11-13</b>									
BATCH NUMBER										
PART - /HARDW - /SOFTW - REVISION										
<b>EDI Sources</b>	<p><b>Package type:</b> <a href="#">DELFOR- LIN-PAC(7065)</a>   <a href="#">DELJIT- LIN-PAC (7065)</a>  <b>Qualified date:</b> <a href="#">DELJIT- DTM+136 (2380)</a>  <b>Engineering Change ID:</b> n/a  <b>Batch number:</b> n/a</p>									

## E2 - Optional information as defined by supplier

<b>Function:</b>	Supplier's internal information
<b>Title:</b>	Not defined
<b>Content:</b>	<p>Free, to be defined by supplier          May be used by the supplier for internal purposes, e.g. for 2D code.</p> <p><b>IMPORTANT:</b> The use of <b>1D barcodes is not permitted in this field.</b>, only 2D code allowed.</p>
<b>Example</b>	n/a

## E1 – Faurecia reference 3

<b>Function:</b>	Other Faurecia information
<b>Title:</b>	Not defined

<b>Content:</b>	This field contains data that is transmitted in the PIA segment (MP) of the Faurecia DELJIT call-off. (only when LISA Flow)	
	<b>CUSTOMER DATA LINE1 - Faurecia id. "Sebango"</b> (Max length=4) PIA"MP": CUSTOMER DATA LINE2 CUSTOMER DATA LINE3 CUSTOMER DATA LINE4 CUSTOMER DATA LINE5	
<b>Example</b>	<b>4761</b>	
<b>EDI Sources</b>	Faurecia ID "SEBANGO" <b>DELJIT- PIA+ (7140) with 7143 ="MP"</b>	

### 3.2. Homogeneous Handling Unit.

A Homogeneous Handling Unit handles Packages containing all the same product.

#### SLC1 standard, sample

The sample hereunder is for information only and it shall not be used to code any application. Actual detailed specifications follow later in this document.

SHIP FROM <b>FAS JELCZ</b> UL. EUROPEJSKA 6 LEG PL-55-220 ID 522188127 COUNTRY OF ORIGIN <b>PL</b>	SHIP TO <b>FAURECIA PLZEN S.R.O.</b> LOGISTICKA 153 CZ 330 23 UHERCE <small>PLANT / UNLOADING POINT / PLANT INTERNAL LOCATION</small> 1749 / 1749-RP86 / A02	<b>M</b>		PACKAGING TYPE <b>GITERBOX</b> BATCH NUMBER <small>PART - /HARDW - /SOFTW - /REVISION</small> NUMBER OF INNER PACKAGES <b>2</b>	<small>SHIP / EXPIRY / PROD. - DATE</small> <b>P 2020-11-13</b>
<small>DELIVERY NOTE NUMBER</small> <b>0256349225</b> <small>SUPPLIER NUMBER</small> <b>1344000000</b>	<small>CUSTOMER SPECIFIC ROUTING INFO</small>	<small>ETA QUANTITY P</small> <b>12</b>	<small>NET KG</small> <b>14.3</b>	<small>GROSS KG</small> <b>34</b>	
<small>CUSTOMER PART NO</small> <b>1384761X10</b>		<small>F45 2R BR 2/5 RH</small>			
Package ID	<b>M100399215</b> 				<b>4761</b>

Figure 4 – Sample SLC1 label (Homogeneous Handling Unit)

**SLC1 standard, label layout and size**


Same dimensions as for the Package label.

**DATA FIELDS ON LABELS**


**(\*) Same as for the Package label**  
**(+) specific for handling unit - described below**

- A1 - Goods sender (ship from) (\*)
- A2 - Goods recipient (ship to) (\*)
- A3 - Label type and 2D barcode symbol (+)**
- B1 - Faurecia reference 1 (\*)
- B2 - Faurecia routing information (\*)
- B3 - Logistics reference (\*) **but in Quantity & Weight = total # of parts in loading unit**
- C - Faurecia's article number (\*)
- D1 - Package ID (+)**
- D2 - Faurecia reference 2 (+)**
- E1 - Optional information as defined by supplier (\*)
- E2 - Faurecia reference 3 (\*)

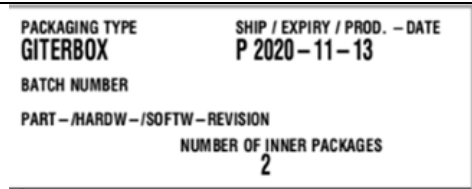
**A3 - Label type and 2D barcode symbol**

<b>Function:</b>	Identification of label type (Master, Mixed, Single) and 2D code
<b>Title:</b>	NONE
<b>Content:</b>	<p><b>Label type code</b> : M= Master</p> <p><b>Data Matrix symbol 1</b> (see User data for coding in Data Matrix)</p> <p>Sample Figure 4: [&gt;_1E06_1D12PGTL3_1D9K01_1D3L522188127_1D4LPL_1D8V1349_1D2L1349- RP86_1D22LA02_1D2S0256349225_1DV1344000000_1DQ12_1D3QPC_1D2Q34_1DP1384761X10_ 1D6JUN522188127100399215_1DBGITERBOX_1D16D20201113_1D1T_1D2P_1D12PCUS_1E_04</p>
<b>Example</b>	
<b>EDI sources</b>	See Table 2: Data elements in the Data Matrix Code 1 in Chapter 5.2.3

## D1- Package ID

<b>Function:</b>	Transmission of unique package ID (licence plate)	
<b>Title:</b>	PACKAGE ID	
<b>Content:</b>	<p><b>Print Supplier Label number</b>  <b>Handling Unit Number assigned by the supplier to this emballage.</b>  This number must be unique and never reused for the concerned product or any other product, at least within the year.  <b>The Barcode identifier “M” is printed at the right of the title of the box and in the same font.</b></p> <p><b>Data identifier of HU in form of a barcode</b>, encoded according to Code 128, see chapter 5.</p> <p>6mm blank area to the left and right</p> <p>For details regarding the barcode, see chapter 5.1</p>	
<b>Example</b>	Package ID                      M100399215 	
<b>EDI Sources</b>	n/a	

## D2 – Faurecia reference 2

<b>Function:</b>	Reference data #2 of Faurecia	
<b>Title:</b>	Depending on content (see example)	
<b>Content:</b>	<p>On Master Labels attached to loading units:</p> <p><b>Package type</b>,  <b>Date</b> (format YYYY-MM-DD),  <b>Number of inner packages</b></p>	
<b>Example</b>		
<b>EDI Sources</b>	<b>Package type :</b> <a href="#">DELFOR- LIN-PAC(7065)</a>    <a href="#">DELJIT- LIN-PAC (7065)</a> <b>Date:</b> <a href="#">DELJIT- DTM+136 (2380)</a>	

	<b>Number of inner packages : n/a</b>
--	---------------------------------------



### 3.3. Heterogeneous Handling Unit (Mixed).

A Heterogeneous Handling Unit handles Packages containing different products. To be used only upon specific agreement.

#### ETI8 standard, sample

The sample hereunder is for information only and it shall not be used to code any application. Actual detailed specifications follow later in this document.

SHIP FROM FAS JELCZ UL. EUROPEJSKA 6 LEG PL-55-220 ID 522188127 COUNTRY OF ORIGIN PL		SHIP TO FAURECIA PLZEN S.R.O. LOGISTICKA 153 CZ 330 23 UHERCE PLANT / UNLOADING POINT / PLANT INTERNAL LOCATION 1749 / 1749-RP86 / A02		<b>MIX</b> 	PACKAGING TYPE GITERBOX	SHIP / EXPIRY / PROD. - DATE P 2020-11-13
DELIVERY NOTE NUM <b>0256349225</b>		CUSTOMER SPECIFIC ROUTING INFO			BATCH NUMBER	PART - HARDW - /SOFTW - REVISION NUMBER OF INNER PACKAGES 2
SUPPLIER NUMBER 1344000000				ETA QUANTITY PCE	NET KG 14.3	GROSS KG 34
CUSTOMER PART NO						
Package ID G100399215 						

Figure 5 – Sample SLC1 label (Heterogeneous Handling Unit)

#### SLC1 standard, label layout and size


Same dimensions as for the Package label.

#### DATA FIELDS ON LABELS (Same as for the Package label except specific described below)


- (\*) Same as for the Package label
- (+) specific for handling unit - described below

- A1 - Goods sender (ship from) (\*)
- A2 - Goods recipient (ship to) (\*)
- A3 - Label type and 2D barcode symbol (+)**
- B1 - Faurecia reference 1 (\*)
- B2 - Faurecia routing information (\*)
- B3 - Logistics reference (\*) but in Weight total # of parts in loading unit & Quantity empty
- C - Faurecia's article number (+)**
- D1 - Package ID (+)
- D2 - Faurecia reference 2 (+)**
- E1 - Optional information as defined by supplier (\*)
- E2 - Faurecia reference 3 (+)**


### A3 - Label type and 2D barcode symbol

<b>Function:</b>	Identification of label type (Master, Mixed, Single) and 2D code
<b>Title:</b>	NONE
<b>Content:</b>	<p><b>Label type code :</b> MIX</p> <p><b>Data Matrix symbol 1</b> (see User data for coding in Data Matrix)</p> <p><u>Sample Figure 5:</u>          ()&gt;_1E06_1D12PGL3_1D9K01_1D3L522188127_1D4LPL_1D8V1349_1D2L1349-          RP86_1D22LA02_1D2S0256349225_1DV1344000000_1DQ_1D3QPC_1D2Q34_1DP_          1D5JUN522188127100399215_1DBGITERBOX_1D16D20201113_1D1T_1D2P_1D12PCUS_1E_04</p>
<b>Example</b>	
<b>EDI Sources</b>	See Table 2: Data elements in the Data Matrix Code 1 in Chapter 5.2.3

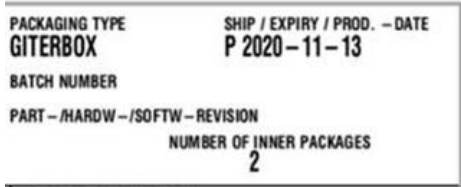
### C - Faurecia's article number

<b>Function:</b>	Faurecia's article number; safety symbol (if required): circle with triangle (see figures)
<b>Title:</b>	CUSTOMER PART NO
<b>Content:</b>	<b>Article number:</b> It must be blanks.
<b>Example</b>	
<b>EDI Sources</b>	n/a

## D1- Package ID

<b>Function:</b>	Transmission of unique package ID (licence plate)	
<b>Title:</b>	PACKAGE ID	
<b>Content:</b>	<p><b>Print Supplier Label number</b>  <b>Handling Unit Number assigned by the supplier to this emballage.</b>  This number must be unique and never reused for the concerned product or any other product, at least within the year.  <b>The Barcode identifier “G” is printed at the right of the title of the box and in the same font.</b></p> <p><b>Data identifier of HU in form of a barcode</b>, encoded according to Code 128, see chapter 5.</p> <p>6mm blank area to the left and right</p> <p>For details regarding the barcode, see chapter 5.1</p>	
<b>Example</b>	Package ID	G100399215 
<b>EDI Sources</b>	n/a	

## D2 – Faurecia reference 2

<b>Function:</b>	Reference data #2 of Faurecia	
<b>Title:</b>	Depending on content (see example)	
<b>Content:</b>	<p>On Mixed Labels attached to loading units:</p> <p><b>Package type,</b>  <b>Date,</b>  <b>Number of inner packages</b></p>	
<b>Example</b>		
<b>EDI Sources</b>	<b>Package type :</b> <a href="#">DELFOR- LIN-PAC(7065)</a>    <a href="#">DELJIT- LIN-PAC (7065)</a> <b>Date:</b> <a href="#">DELJIT- DTM+136 (2380)</a> <b>Number of inner packages :</b> n/a	

**E1 – Faurecia reference 3**

<b>Function:</b>	Other Faurecia information			
<b>Title:</b>	Not defined			
<b>Content:</b>	<p><b>Not used in Mixed labels</b></p> <p>CUSTOMER DATA LINE1  CUSTOMER DATA LINE2  CUSTOMER DATA LINE3  CUSTOMER DATA LINE4  CUSTOMER DATA LINE5</p>			
<b>Example</b>	<table border="1" style="width: 100%; height: 80px;"> <tr> <td style="width: 60%;"></td> <td style="width: 40%;"></td> </tr> </table>			
<b>EDI Sources</b>	n/a			

## 4. AIAG detailed specification

### 4.1. Package or Simplified Handling Unit.

#### AIAG standard, sample

The sample hereunder is for information only and it shall not be used to code any application. Actual detailed specifications follow later in this document.




SHIP FROM <b>FAURECIA DEXTER PLANT</b>  DEXTER, MO US 63841 ID: 062442561 COUNTRY OF ORIGIN US		SHIP TO <b>FAURECIA EXHAUST SYSTEMS, INC.</b>  5255 TELEGRAPH RD US 43612 TOLEDO, OH PLANT / UNLOADING POINT / CUSTOMER INTERNAL DESTINATION <b>198027620 / 1393 – R106 / A02</b>		<b>S</b>							
DELIVERY NOTE NUMBER <b>0252831449</b> SUPPLIER NUMBER <b>1515000000</b>		CUSTOMER SPECIFIC ROUTING INFORMATION		ETA <table border="1"> <thead> <tr> <th>QUANTITY (PC)</th> <th>NET (LB)</th> <th>GROSS (LB)</th> </tr> </thead> <tbody> <tr> <td style="font-size: 2em;"><b>54</b></td> <td><b>82.1</b></td> <td><b>219</b></td> </tr> </tbody> </table>		QUANTITY (PC)	NET (LB)	GROSS (LB)	<b>54</b>	<b>82.1</b>	<b>219</b>
QUANTITY (PC)	NET (LB)	GROSS (LB)									
<b>54</b>	<b>82.1</b>	<b>219</b>									
CUSTOMER PART NUMBER <b>1723806X</b>		HB S550 LH INT PIPE									
Package ID S101843672 		PACKAGING TYPE <b>FKD484534</b>		DATE <b>P 2020 – 10 – 27</b>							
SUPPLIER AREA		<b>3806</b>		BATCH NUMBER  ENGINEERING / HARDWARE REV. / SOFTWARE REV.							

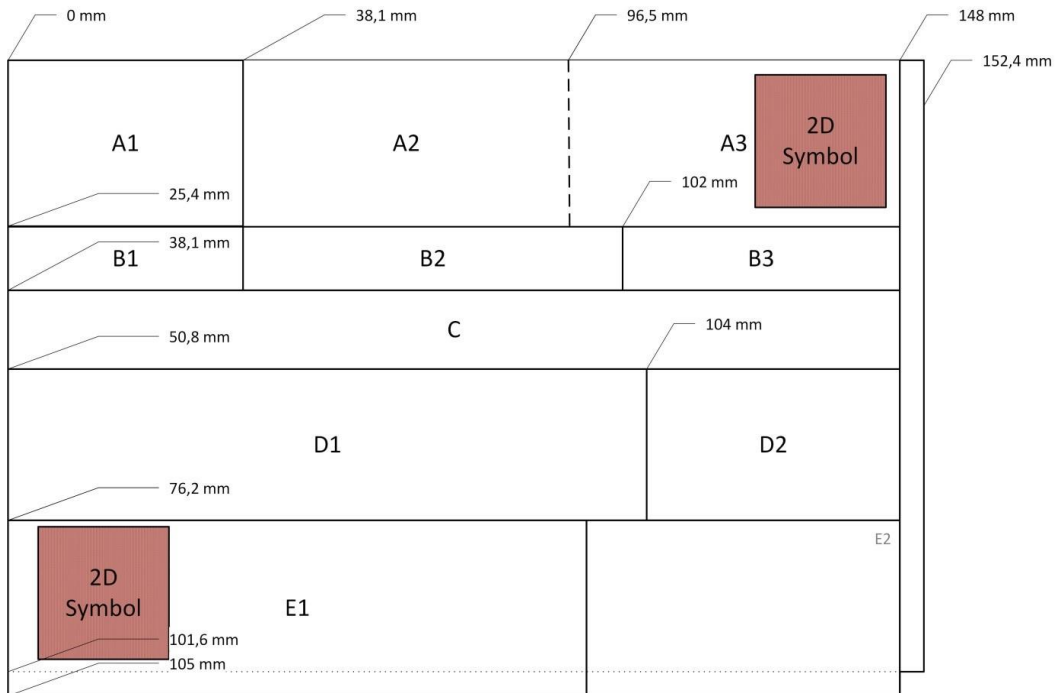
Figure 6 – Sample AIAG label (Package or Simplified Handling Unit)

**AIAG standard, label layout and size**

Actual dimensions are 148mm x 105mm - please note that the drawing hereunder has not actual scale.



**Figure 7 - Label size AIAG**



**Figure 8 - Dimensions and layout of data fields - Label format AIAG / US 6x4 "**

**DATA FIELDS ON LABELS**

- A1 - Goods sender (ship from)
- A2 - Goods recipient (ship to)
- A3 - Label type and 2D barcode symbol
- B1 - Faurecia reference 1
- B2 - Faurecia routing information
- B3 - Logistics reference
- C - Faurecia's article number
- D1 - Package ID
- D2 - Faurecia reference 2
- E1 - Faurecia reference 3
- E2 - Optional information as defined by supplier

### DESCRIPTION OF DATA FIELDS

**For all text content,**

- the font **Arial Narrow, bold** (alternative font: **Helvetica Condensed, bold**) should be used.
- **Text must be printed in capital letters.**
- the font size is **6 pt. (header & titles)**

The data fields and lines must be identified with headings or titles as specified in the table below.

### A1 - Goods sender (Ship From)


<b>Function:</b>	Information regarding goods sender and country of origin	
<b>Title:</b>	SHIP FROM	
<b>Content:</b>	<b>L1: Name of goods sender</b> <b>L2: Name of goods sender</b> , continued or blank <b>L3: Town/city</b> <b>L4: Country code</b> (ISO 2 alpha code) and <b>postal code</b> <b>L5: ID (supplier number)</b> of the ship from <b>L6: Country of origin of goods</b> (ISO 2 alpha code)	
<b>Example</b>	<pre>SHIP FROM FAURECIA DEXTER PLANT  DEXTER, MO US 63841  ID:          062442561  COUNTRY OF ORIGIN  US</pre>	
<b>EDI Sources</b>	Same as SLC1 standard label.	

### A2 - Goods recipient (Ship to)

<b>Function:</b>	Information regarding goods recipient, unloading point, storage location
<b>Title:</b>	SHIP TO

<b>Content:</b>	<p><b>L1: Name of goods recipient</b>  <b>L2: Name of goods recipient</b>, continued or blank  <b>L3: Country, postal code and town/city of goods recipient</b> (210 x 74 mm)  <b>L4: Plant, unloading point, customer internal destination</b>, separated by forward slashes "/"</p> <p>Remark: <b>customer internal destination ONLY informed in DELJIT in LISA Flows</b></p> <p><b>Note:</b>  The separating line between A2 and A3 is not printed.  If the identifiers of the plant, unloading point and customer internal destination exceed the space available in A2, they may extend into field A3. There must, however, always be a blank space of at least 3mm width before the 2D symbol.</p>
<b>Example</b>	<p>SHIP TO  <b>FAURECIA EXHAUST SYSTEMS, INC.</b></p> <p><b>5255 TELEGRAPH RD</b>  <b>US 43612 TOLEDO, OH</b></p> <p>PLANT / UNLOADING POINT / CUSTOMER INTERNAL DESTINATION  <b>198027620 / 1393 – R106 / A02</b></p>
<b>EDI Sources</b>	Same as SLC1 standard label.

### A3 - Label type and 2D barcode symbol

<b>Function:</b>	Identification of label type (Master, Mixed, Single) and 2D code
<b>Title:</b>	NONE
<b>Content:</b>	<p><b>Label type codes</b> S = Single</p> <p><b>Data Matrix symbol 1</b> (see User data for coding in Data Matrix)</p> <p>Sample of Figure 6:  [ ]&gt;_1E06_1D12PGTL3_1D9K01_1D3L522188127_1D4LPL_1D8V062442561_1D2L1393-  R106_1D22LA02_1D2S0252831449_1DV1515000000_1DQ54_1D3QPC_1D2Q219_1DP1723806X_  1D1JUN06244256101843672_1DBFKD484534_1D16D20201027_1D1T_1D2P_1D12PCUS_1E_04</p>
<b>Example</b>	
<b>EDI Sources</b>	See Table 2: Data elements in the Data Matrix Code 1 in Chapter 5.2.3

### B1 – Faurecia reference 1

<b>Function:</b>	Reference data #1 of Faurecia
<b>Title:</b>	DELIVERY NOTE NUMBER / SUPPLIER NUMBER



<b>Content:</b>	<p><b>DELIVERY NOTE NUMBER</b></p> <p>c) When <b>NO LISA</b> process <b>delivery note number</b> is assigned by <b>Supplier</b></p> <p>d) When <b>LISA process</b> Delivery note number should contain <b>Manifest number (MURN)</b> informed by <b>Faurecia</b> in DELJIT message</p> <p><b>SUPPLIER NUMBER</b> assigned by the Faurecia.</p>	
<b>Example</b>	<p><b>DELIVERY NOTE NUMBER</b></p> <p><b>0252831449</b></p> <p><b>SUPPLIER NUMBER</b></p> <p><b>1515000000</b></p>	
<b>EDI Sources</b>	Same as SLC1 standard label.	




## B2 – Faurecia routing information

<b>Function:</b>	Details required by the customer for the internal routing of the container after receipt of the goods.	
<b>Title:</b>	CUSTOMER SPECIFIC ROUTING INFO	
<b>Content:</b>	<p><b>ID and reference number(s)</b> assigned by Faurecia.</p> <p>This information is supplied as part of the call-off and does not need to be interpreted by the supplier. The data must be passed 1:1 through the IT system of the supplier for printing on the label.</p> <p>Faurecia can change the structure or syntax of the information without the need for any adjustments in the IT system by the supplier.</p> <p><b>Point of use</b> Internal place of consumption of the part at the Faurecia's premises This field is only completed, if the respective information has been communicated by the Faurecia as part of the call-off. Otherwise, the field remains blank.</p>	
<b>Example</b>	<p><b>CUSTOMER SPECIFIC ROUTING INFORMATION</b></p>	
<b>EDI Sources</b>	n/a	


### B3 - Logistics reference

<b>Function:</b>	Logistics reference details for Faurecia										
<b>Title:</b>	ETA, QUANTITY, QUANTITY UNIT, NET, GROSS WEIGHT										
<b>Content:</b>	<p><b>Expected time of arrival</b> - ETA: expected/request delivery time of the goods at the Faurecia's premises. This field is also used for cross-dock processes, for instance to define shipping priorities. This information is only useful for labels on loading units. Expected date format YYYY-MM-DD / HH:MM</p> <p><b>Quantity:</b> Number of parts contained in package; <b>NOTE:</b> on Master Labels: total number of parts in loading unit.</p> <p><b>Quantity unit:</b> Quantity unit code (see Table 1 below).</p> <p><b>Net weight:</b> Net weight of the parts in the package or in the loading unit, in LB, including decimal separator where required. Only 1 decimal place allowed.</p> <p><b>Gross weight:</b> Gross weight of package or loading unit in LB, without decimals; if the gross weight is &lt; 1kg, it is stated as 1LB.</p>										
<b>Example</b>	<table border="1"> <tr> <td colspan="3">ETA</td> </tr> <tr> <td>QUANTITY (PC)</td> <td>NET (LB)</td> <td>GROSS (LB)</td> </tr> <tr> <td><b>54</b></td> <td><b>82.1</b></td> <td><b>219</b></td> </tr> </table>		ETA			QUANTITY (PC)	NET (LB)	GROSS (LB)	<b>54</b>	<b>82.1</b>	<b>219</b>
ETA											
QUANTITY (PC)	NET (LB)	GROSS (LB)									
<b>54</b>	<b>82.1</b>	<b>219</b>									
<b>EDI Sources</b>	Same as SLC1 standard label.										

### C - Faurecia's article number

<b>Function:</b>	Faurecia's article number; safety symbol (if required): circle with triangle (see figures)							
<b>Title:</b>	CUSTOMER PART NO							
<b>Content:</b>	<p><b>Article number:</b> Faurecia-assigned article number.</p> <p><b>Safety symbol where applicable.</b> Certain parts are subject to special documentation requirements. If required by the Faurecia, packages containing such parts must be labelled accordingly.</p> <p>The safety symbol must be printed in the field with a blank area of 2mm to the right.</p> <p>The <b>Faurecia's part designation</b> may be printed to the right of the heading.</p>							
<b>Example</b>	<table border="1"> <tr> <td>CUSTOMER PART NUMBER</td> <td>HB S550 LH INT PIPE</td> <td></td> </tr> <tr> <td><b>1723806X</b></td> <td></td> <td></td> </tr> </table>		CUSTOMER PART NUMBER	HB S550 LH INT PIPE		<b>1723806X</b>		
CUSTOMER PART NUMBER	HB S550 LH INT PIPE							
<b>1723806X</b>								
<b>EDI Sources</b>	Same as SLC1 standard label.							

## D1 - Package ID

<b>Function:</b>	Transmission of unique package ID (licence plate)	
<b>Title:</b>	PACKAGE ID	
<b>Content:</b>	<p><b>Print Supplier Label number</b>  <b>Handling Unit Number assigned by the supplier to this emballage.</b>  This number must be unique and never reused for the concerned product or any other product, at least within the year.  <b>The Barcode identifier "S" is printed at the right of the title of the box and in the same font.</b></p> <p><b>Data identifier of HU in form of a barcode</b>, encoded according to Code 128, see chapter 5.</p> <p>6mm blank area to the left and right</p> <p>For details regarding the barcode, see chapter 5.1</p>	
<b>Example</b>	Package ID	<p>S101843672</p> 
<b>EDI Sources</b>	Same as SLC1 standard label.	

## D2 – Faurecia reference 2

<b>Function:</b>	Reference data #2 of Faurecia	
<b>Title:</b>	Depending on content (see example)	
<b>Content:</b>	<p><b>Package type</b>  <b>Qualified date: Expiry Date/ Shipment Date/Production Date</b>  Expected date format is YYYY-MM-DD  The following applies to inner packages and simplified loading units:</p> <ul style="list-style-type: none"> <li>• If there is an expiry date, it must be printed. The expiry date must be preceded by the letter "E".</li> <li>• If there is no expiry date, and if the shipping date is known at the time of printing the label, the shipping date should be printed. The shipping date must be preceded by the letter "S".</li> <li>• If none of the above dates are known or apply, the production date should be printed. The production date must be preceded by the letter "P".</li> </ul> <p><b>Engineering Change ID:</b> only when requested by Faurecia  <b>Batch number:</b> Not used by Faurecia</p>	

<b>Example</b>	<table border="1"> <tr> <td>PACKAGING TYPE</td> <td>DATE</td> </tr> <tr> <td><b>FKD484534</b></td> <td><b>P 2020 – 10 – 27</b></td> </tr> <tr> <td>BATCH NUMBER</td> <td></td> </tr> <tr> <td colspan="2">ENGINEERING / HARDWARE REV. / SOFTWARE REV.]</td> </tr> </table>	PACKAGING TYPE	DATE	<b>FKD484534</b>	<b>P 2020 – 10 – 27</b>	BATCH NUMBER		ENGINEERING / HARDWARE REV. / SOFTWARE REV.]	
PACKAGING TYPE	DATE								
<b>FKD484534</b>	<b>P 2020 – 10 – 27</b>								
BATCH NUMBER									
ENGINEERING / HARDWARE REV. / SOFTWARE REV.]									
<b>EDI Sources</b>	Same as SLC1 standard label.								

## E2 - Optional information as defined by supplier

<b>Function:</b>	Supplier's internal information
<b>Title:</b>	Not defined
<b>Content:</b>	Free, to be defined by supplier  It is forbidden to use 1D barcode, only 2D symbol allowed.
<b>Example</b>	
<b>EDI Sources</b>	n/a

## E1 – Faurecia reference 3

<b>Function:</b>	Other Faurecia information
<b>Title:</b>	Not defined
<b>Content:</b>	This field contains data that is transmitted in the PIA segment (MP) of the Faurecia DELJIT call-off. (only when LISA Flow)  <b>CUSTOMER DATA LINE1 - Faurecia id. "Sebango"</b> (Max length=4) PIA"MP": CUSTOMER DATA LINE2 CUSTOMER DATA LINE3 CUSTOMER DATA LINE4 CUSTOMER DATA LINE5
<b>Example</b>	<b>3806</b>
<b>EDI Sources</b>	Same as SLC1 standard label.

## 4.2. Homogeneous Handling Unit.

A Homogeneous HU handles Packages containing all the same product.

### AIAG standard, sample

The sample hereunder is for information only and it shall not be used to code any application. Actual detailed specifications follow later in this document.




SHIP FROM <b>FAURECIA DEXTER PLANT</b>  DEXTER, MO US – 63841 ID: 062442561 COUNTRY OF ORIGIN US		SHIP TO <b>FAURECIA EXHAUST SYSTEMS, INC.</b>  5255 TELEGRAPH RD US 43612 TOLEDO, OH PLANT / UNLOADING POINT / CUSTOMER INTERNAL DESTINATION <b>198027620 / 1393 – R106 / A02</b>		<b>M</b>	
DELIVERY NOTE NUMBER <b>0252831449</b>	CUSTOMER SPECIFIC ROUTING INFORMATION		ETA		
SUPPLIER NUMBER <b>1515000000</b>			QUANTITY (PC) <b>54</b>	NET LB <b>82.1</b>	GROSS LB <b>357</b>
CUSTOMER PART NUMBER <b>1723806X</b>		HB S550 LH INT PIPE			
Package ID M101843674			PACKAGING TYPE <b>FKD484534</b>		
SUPPLIER AREA				BATCH NUMBER	
				NUMBER OF INNER PACKAGES <b>1</b>	

Figure 9 – Sample AIAG label (Homogeneous Handling Unit)

### AIAG standard, label layout and size


Same dimensions as for the Package label.

**DATA FIELDS ON LABELS**


**(\*) Same as for the Package label**  
**(+) specific for handling unit - described below**

- A1 - Goods sender (ship from) (\*)
- A2 - Goods recipient (ship to) (\*)
- A3 - Label type and 2D barcode symbol (+)**
- B1 - Faurecia reference 1 (\*)
- B2 - Faurecia routing information (\*)
- B3 - Logistics reference (\*) but in Qty = total # of parts in loading unit
- C - Faurecia's article number (\*)
- D1 - Package ID (+)**
- D2 - Faurecia reference 2 (+)**
- E1 - Optional information as defined by supplier (\*)
- E2 - Faurecia reference 3 (\*)

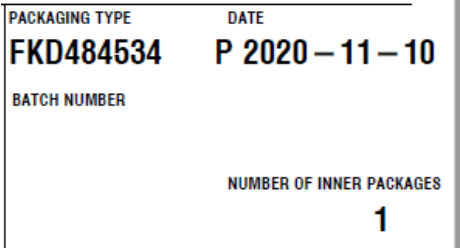
**A3 - Label type and 2D barcode symbol**

<b>Function:</b>	Identification of label type (Master, Mixed, Single) and 2D code
<b>Title:</b>	NONE
<b>Content:</b>	<p><b>Label type code</b> : M= Master</p> <p><b>Data Matrix symbol 1</b> (see User data for coding in Data Matrix)</p> <p>Sample Figure 9: [&gt;_1E06_1D12PGL3_1D9K01_1D3L522188127_1D4LPL_1D8V062442561_1D2L1393- R106_1D22LA02_1D2S0252831449_1DV151500000_1DQ54_1D3QPC_1D2Q357_1DP1723806X_ 1D6JUN06244256101843674_1DBFKD484534_1D16D20201110_1D1T_1D2P_1D12PCUS_1E_04</p>
<b>Example</b>	<div style="display: flex; align-items: center; gap: 20px;"> <div style="font-size: 48px; font-weight: bold; letter-spacing: 5px;">M</div>  </div>
<b>EDI Sources</b>	See Table 2: Data elements in the Data Matrix Code 1 in Chapter 5.2.3

## D1 - Package ID

<b>Function:</b>	Transmission of unique package ID (licence plate)	
<b>Title:</b>	PACKAGE ID	
<b>Content:</b>	<p><b>Print Supplier Label number</b>  <b>Handling Unit Number assigned by the supplier to this emballage.</b>  This number must be unique and never reused for the concerned product or any other product, at least within the year.  <b>The Barcode identifier “M” is printed at the right of the title of the box and in the same font.</b></p> <p><b>Data identifier of HU in form of a barcode</b>, encoded according to Code 128, see chapter 5.</p> <p>6mm blank area to the left and right</p> <p>For details regarding the barcode, see chapter 5.1</p>	
<b>Example</b>	Package ID                    M101843674 	
<b>EDI Sources</b>	n/a	

## D2 – Faurecia reference 2

<b>Function:</b>	Reference data #2 of Faurecia	
<b>Title:</b>	Depending on content (see example)	
<b>Content:</b>	<p>On Master Labels attached to loading units:</p> <p><b>Package type,</b>  <b>Date</b> (format YYYY-MM-DD),  <b>Number of inner packages</b></p>	
<b>Example</b>		
<b>EDI Sources</b>	Same as SLC1 M standard label.	

### 4.3. Heterogeneous Handling Unit (Mixed).

A Heterogeneous Handling Unit handles Packages containing different products. To be used only upon specific agreement.

#### AIAG standard, sample

The sample hereunder is for information only and it shall not be used to code any application. Actual detailed specifications follow later in this document.



SHIP FROM <b>FAURECIA DEXTER PLANT</b>  DEXTER, MO US – 63841 ID: 062442561 COUNTRY OF ORIGIN US		SHIP TO <b>FAURECIA EXHAUST SYSTEMS, INC.</b>  5255 TELEGRAPH RD US 43612 TOLEDO, OH  PLANT / UNLOADING POINT / CUSTOMER INTERNAL DESTINATION <b>198027620 / 1393 – R106 / A02</b>		<b>MIX</b>			
DELIVERY NOTE NUMBER <b>0252831449</b>  SUPPLIER NUMBER <b>1515000000</b>		CUSTOMER SPECIFIC ROUTING INFORMATION		ETA  NET LB                      GROSS LB <b>106.3                      304</b>		CUSTOMER PART NUMBER	
Package ID  <b>G101843688</b> 		PACKAGING TYPE <b>FKD484534</b>		DATE <b>P 2020 – 11 – 10</b>		BATCH NUMBER   NUMBER OF INNER PACKAGES <b>2</b>	
SUPPLIER AREA							

Figure 10 – Sample AIAG label (Heterogeneous Handling Unit)

#### AIAG standard, label layout and size

Same dimensions as for the Package label.




**DATA FIELDS ON LABELS (Same as for the Package label except specific described below)**


**(\*) Same as for the Package label**  
**(+) specific for handling unit - described below**

- A1 - Goods sender (ship from) (\*)
- A2 - Goods recipient (ship to) (\*)
- A3 - Label type and 2D barcode symbol (+)**
- B1 - Faurecia reference 1 (\*)
- B2 - Faurecia routing information (\*)
- B3 - Logistics reference (\*) **but in Weight total # of parts in loading unit & Quantity empty**
- C - Faurecia's article number (+)**
- D1 - Package ID (+)
- D2 - Faurecia reference 2 (+)**
- E1 - Optional information as defined by supplier (\*)
- E2 - Faurecia reference 3 (+)**


**A3 - Label type and 2D barcode symbol**

<b>Function:</b>	Identification of label type (Master, Mixed, Single) and 2D code
<b>Title:</b>	NONE
<b>Content:</b>	<p><b>Label type code :</b> MIX</p> <p><b>Data Matrix symbol 1</b> (see User data for coding in Data Matrix)</p> <p><u>Sample Figure 10:</u>          [ ]&gt;_1E06_1D12PGL3_1D9K01_1D3L522188127_1D4LPL_1D8V062442561_1D2L1393-          R106_1D22LA02_1D2S0252831449_1DV1515000000_1DQ_1D3QPC_1D2Q304_1DP_          1D5JUN06244256101843688_1DBFKD484534_1D16D20201110_1D1T_1D2P_1D12PCUS_1E_04</p>
<b>Example</b>	
<b>EDI Sources</b>	See Table 2: Data elements in the Data Matrix Code 1 in Chapter 5.2.3

### C - Faurecia's article number

<b>Function:</b>	Faurecia's article number; safety symbol (if required): circle with triangle (see figures)
<b>Title:</b>	CUSTOMER PART NO
<b>Content:</b>	<b>Article number:</b> It must be blanks.
<b>Example</b>	
<b>EDI Sources</b>	n/a

### D1 - Package ID

<b>Function:</b>	Transmission of unique package ID (licence plate)
<b>Title:</b>	PACKAGE ID
<b>Content:</b>	<p><b>Print Supplier Label number</b>  <b>Handling Unit Number assigned by the supplier to this emballage.</b>  This number must be unique and never reused for the concerned product or any other product, at least within the year.  <b>The Barcode identifier "G" is printed at the right of the title of the box and in the same font.</b></p> <p><b>Data identifier of HU in form of a barcode</b>, encoded according to Code 128, see chapter 5.</p> <p>6mm blank area to the left and right</p> <p>For details regarding the barcode, see chapter 5.1</p>
<b>Example</b>	
<b>EDI Sources</b>	n/a

## D2 – Faurecia reference 2

<b>Function:</b>	Reference data #2 of Faurecia											
<b>Title:</b>	Depending on content (see example)											
<b>Content:</b>	<p>On Mixed Labels attached to loading units:</p> <p><b>Package type,</b> <b>Date,</b> <b>Number of inner packages</b></p>											
<b>Example</b>	<table border="1"> <tr> <td><small>PACKAGING TYPE</small></td> <td><small>DATE</small></td> </tr> <tr> <td><b>FKD484534</b></td> <td><b>P 2020 – 11 – 10</b></td> </tr> <tr> <td><small>BATCH NUMBER</small></td> <td></td> </tr> <tr> <td></td> <td><small>NUMBER OF INNER PACKAGES</small></td> </tr> <tr> <td></td> <td><b>2</b></td> </tr> </table>	<small>PACKAGING TYPE</small>	<small>DATE</small>	<b>FKD484534</b>	<b>P 2020 – 11 – 10</b>	<small>BATCH NUMBER</small>			<small>NUMBER OF INNER PACKAGES</small>		<b>2</b>	
<small>PACKAGING TYPE</small>	<small>DATE</small>											
<b>FKD484534</b>	<b>P 2020 – 11 – 10</b>											
<small>BATCH NUMBER</small>												
	<small>NUMBER OF INNER PACKAGES</small>											
	<b>2</b>											
<b>EDI Sources</b>	Same as SLC1 standard MIX label.											

## E1 – Faurecia reference 3

<b>Function:</b>	Other Faurecia information			
<b>Title:</b>	Not defined			
<b>Content:</b>	<p><b>Not used in Mixed labels</b></p> <p>CUSTOMER DATA LINE1 CUSTOMER DATA LINE2 CUSTOMER DATA LINE3 CUSTOMER DATA LINE4 CUSTOMER DATA LINE5</p>			
<b>Example</b>	<table border="1"> <tr> <td style="width: 50%; height: 100px;"></td> <td style="width: 50%;"></td> </tr> </table>			
<b>EDI Sources</b>	n/a			

## **5. 1D BARCODE, 2D DATA MATRIX SYMBOL**

### **5.1 1D Barcode**

The barcode for the package ID (License Plate) is a code 128 barcode.

In the readable versions, the data identifier (1J, 5J, 6J) for the package ID is omitted. Otherwise, the barcode corresponds to the readable version of the package ID.

Spaces are only included to make the printed text more readable but are omitted in code 128.

The width of the barcode of the package ID must be at least 100 mm.  
The minimum height is 15 mm.

The quiet zone (regardless of format) must be at least 6 mm to the left edge and at least 5 mm to the right edge.

The minimum distance to the text (regardless of format) at the top and bottom is 1 mm.

## 5.2 2D Data Matrix symbol

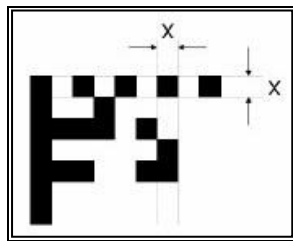
### 5.2.1 Symbol size

The Data Matrix code is a Data Matrix ECC 200 code (see also ISO/IEC 16022).

For SLC1 labels the height and width including quiet zone is max. 20 mm.  
The height and width of each module is min. 0.3 mm.

The nominal height/width of the modules (x) is 0.4mm and should not exceed 0.5mm  
(see also Figure: Module dimensions for code symbol module (x)).

Module dimensions for code symbol module (x)



**Module dimensions for code symbol module (x)**

The blank area around the Data Matrix code must correspond to minimum twice the module widths at all sides of the code.

Based on the available area (AIAG and SLC Labels: 20mm x 20mm) and the minimum size of the modules (0.4mm), the matrix consists of 52 x 52 modules.

The maximum size of the Data Matrix symbol is thus 304 characters (including control characters).

### 5.2.2 Positioning

The position of the Data Matrix code 1 (without quiet zone) is at least 0.7 mm above the bottom border line of block A3.

### 5.2.3 Message structure and User data

Each Data Matrix symbol contains one message whose structure is based on ISO/IEC 15434 using format Factor 06 identifying the data fields with data identifiers.

Each symbol, according to ISO/IEC 15434 starts with a control sequence also known as preamble " $[ ] >^R_s 06^G_s$ "<sup>4</sup> preceding the data and post-amble " $^R_s E_{OT}$ ." at the end of the data string.

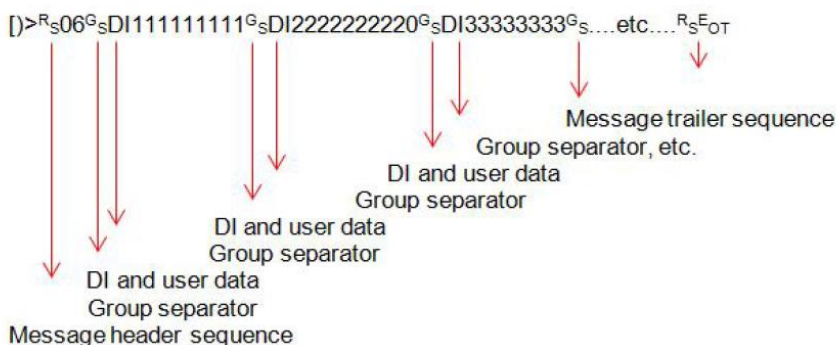
As an alternative to "Macro 06", the above control characters might be used. The separator between the data elements preceded by individual ASC data identifiers (DIs) is the Group Separator " $^G_s$ ".

For the encoding of data in Data Matrix symbols in the form of ISO 15434 messages, it is necessary to include a message envelope consisting of a header and a trailer between which the user data is placed.

The message has the following structure:

- Message header:  $[ ] >^R_s$  (string, hex 5B 29 3E 1E / dec 91 41 62 30)
- Format header: 06 (for structure with DI)
- Group Separator:  $^G_s$  (hex 1D / dec 29)
- DI with user data
- Group separator
- DI with user data
- Group separator
- DI with user data
- Group separator
- .....
- etc.
- Message trailer:  $^R_s$  (hex 1E / dec 30)
- Record separator:  $E_{OT}$  (hex 04 / dec 04)

Example of message,  
with dummy user data "11111111", "22222222", "333333", etc.:



The Data Matrix Code follows the same syntax as proposed in the ODETTE recommendation LL08, the content of the code is Faurecia specific.

The format indicator "06" (according to ISO/IEC 15434) is used to construct the Data Matrix Code. This consists of the character string [ ]><RS>06<GS> at the beginning of the code, followed by the user data according to ISO/IEC 15418 and the character strings <RS> and <EOT> at the end.

**Table 1: Control indicators**

ASCII	Hex	Decimal	Description
[ ]>	5B, 29, 3E	91, 41, 62	Compliance Indicator
R S	1E	30	Format Trailer Character
06	30, 36	48, 54	Format identifier for 'ASCII Dis'
G S	1D	29	Data Field Separator
E O T	04	4	Message Trailer

The user data will be included after the format identifier '06' and 'GS' with preceding data identifier in the syntax, each separated with a separator 'GS'.

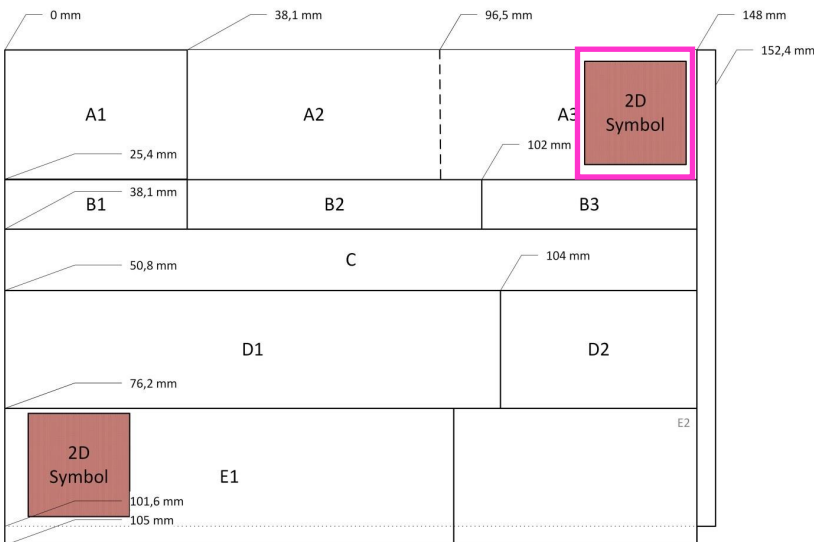
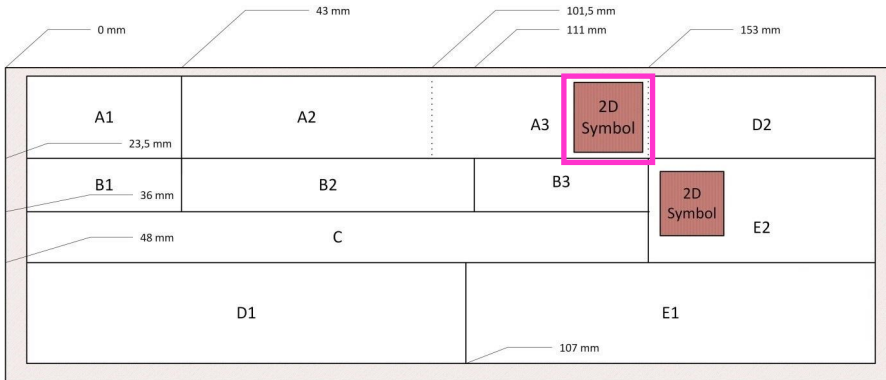
**For optional fields that are not filled, the data identifiers must always be specified. In this case the content remains empty.**

**Table 2: Data elements in the Data Matrix Code 1 (Label Area A3)**

Sequence of data fields	Data Identifier (DI)	Master <sup>2</sup>	Mixed <sup>2</sup>	Single <sup>2</sup>	Mandatory/Optional <sup>1</sup>	Remarks	DELFOR D96A	DELJIT D96A	DESADV D96A
Identification of specification	12P	X	X	X	M	Constant 12PGL3	n/a	n/a	n/a
Specification version	9K	X	X	X	M	e.g. 9K01 for version 1	n/a	n/a	n/a
Supplier No. (DUNS)	3L	X	X	X	M	Supplier Number is allowed when no DUNS number is available	SG1-RFF+ADE (1154)	SG1-RFF+ADE (1154)	SG1-RFF+ADE (1154)
Country of Origin	4L	X	X	X	M	Country of origin, in ISO 3166 2 alpha code	n/a	n/a	SG15-ALI (3239)
Faurecia Plant code	8V	X	X	X	M	From Ship-to	SG4-NAD+CN (3039)	SG4-NAD+CN (3039)	SG2-NAD+CN (3039)
Faurecia Unloading point	2L	X	X	X	M	From Ship-to	SG4-SEG8-LOC+11 (3225)	SG4-SEQ-LOC+11 (3225)	SG2-NAD+CN-LOC+11 (3225)
Faurecia Internal destination 2	22L	X	X	X	C	From Ship-to	n/a	LIN-SG9-LOC+159 (3225)	Not required
Delivery note	2S	X	X	X	M	From Faurecia reference 1	n/a	SG12-RFF+MA (1154)	SG1-RFF+MA (1154)
Supplier No. at Faurecia	V	X	X	X	M	From Faurecia reference 1	SG1-RFF+ADE (1154)	SG1-RFF+ADE (1154)	SG1-RFF+ADE (1154)
Quantity	Q	X		X	M	Q9999 Full stop as separator	LIN-SG14-QTY+52 (6060)	LIN-SG11-QTY+52 (6060)	SG11-PAC-QTY+52 (6060)
Unit of measure	3Q	X		X	M	e. g. 3QKG	LIN-SG14-QTY+52 (6411)	LIN-SG11-QTY+52 (6411)	SG11-PAC-QTY+52 (6411)
Gross weight	2Q	X	X	X	M	e. g. 2Q9999	n/a	n/a	n/a
Article number FAURECIA	P	X		X	M	Without hyphen and blanks. Only capital letters, digits and full stop	LIN (7140)	LIN (7140)	LIN (7140)
License Plate (Package ID)	1J, 5J or 6J	X (6J)	X (5J)	X (1J)	M		n/a	n/a	n/a
Packaging type	B	X	X	X	M		LIN-PAC (7065)	LIN-PAC (7065)	SG11-PAC (7065)
Production / manufacturing date	16D	X		X	M	Format CCYYMMDD	n/a	n/a	n/a
Batch	1T	X		X	C		n/a	n/a	n/a
Engineering change ID	2P	X		X	C		n/a	n/a	n/a
<sup>1</sup> M = Mandatory; C = Conditional <sup>2</sup> X = Relevant for type of label									



**Examples of a valid Data Matrix code 1** according to Table 1: Control indicators and Table 2: Data elements in the Data Matrix Code 1:



**Single Label:**

[>\_1E06\_1D12PGTL3\_1D9K01\_1D3L522188127\_1D4LPL\_1D8V1349\_1D2L1349-  
RP86\_1D22LA02\_1D2S0256349225\_1DV1344000000\_1DQ6\_1D3QPC\_1D2Q5\_1DF1384761X10\_  
1D1JUN522188127100399225\_1DBSMALL\_BAG\_1D16D20201113\_1D1T\_1D2P\_1D12PCUS\_1E\_04

**Master Label:**

[>\_1E06\_1D12PGTL3\_1D9K01\_1D3L522188127\_1D4LPL\_1D8V1349\_1D2L1349-  
RP86\_1D22LA02\_1D2S0256349225\_1DV1344000000\_1DQ12\_1D3QPC\_1D2Q34\_1DP1384761X10\_  
1D6JUN522188127100399215\_1DBGITERBOX\_1D16D20201113\_1D1T\_1D2P\_1D12PCUS\_1E\_04

**Mixed Label:**

[>\_1E06\_1D12PGTL3\_1D9K01\_1D3L522188127\_1D4LPL\_1D8V1349\_1D2L1349-  
RP86\_1D22LA02\_1D2S0256349225\_1DV1344000000\_1DQ\_1D3QPC\_1D2Q34\_1DP\_  
1D5JUN522188127100399215\_1DBGITERBOX\_1D16D20201113\_1D1T\_1D2P\_1D12PCUS\_1E\_04

## 7. Practical examples – SCL1 Package.

The **example** hereunder shows **the relation between the blocks of the label and the data elements** found in the **DELFOR D96A** message from Faurecia **when NO LISA**

### DELFOR D96A when NO LISA mode

```

UNH+1+DELFOR:D:96A:UN:A09041'
BGM+241:::DELIVERY FORECAST+90+5'
DTM+137:202011120001:203'
RFF+ADE:1344000000
NAD+SE+1344000000::92+ 58-306 WALBRZYCH+FAS JELZ++++PL'
NAD+BY+1749::92+LOGISTICKA 153:::330 23 UHERCE+FAS NORTH EUROPE++++CZ'
CTA+IC+:HANA CUBOVA'UNS+D'
NAD+CN+1749::92+LOGISTICKA 153:::330 23 UHERCE+FAURECIA PLZEN S.R.O.++++CZ'

LIN+1+3+1384761X10 IN'
IMD+XXX+:::F45 2R BR 2/5 RH'

LOC+11+1749-RP86'
LOC+159-A02'
RFF+ON:5500608936'
RFF+AAN:90'
DTM+171:20201102:102'
  
```

SHIP FROM FAS JELCZ UL. EUROPEJSKA 6 LEG PL-55-220 ID 522188127 COUNTRY OF ORIGIN	SHIP TO <b>FAURECIA PLZEN S.R.O.</b> LOGISTICKA 153 C 330 23 UHERCE PLANT / UNLOADING POINT / PLANT INTERNAL LOCATION PL <b>1749 1749-RP86 A02</b>	<b>S</b>	PACKAGING TYPE SMALL BAG BATCH NUMBER	SHIP / EXPIRY / PROD. - DATE P 2020-11-13
DELIVERY NOTE NUMBER	CUSTOMER SPECIFIC ROUTING INFO	ETA QUANTITY <b>6</b> PCE	GROSS KG <b>7</b>	PART - HARDW - /SOFTW - REVISION
SUPPLIER NUMBER <b>1344000000</b>	CUSTOMER PART NO <b>1384761X10</b>	NET KG <b>7.0</b>		
Package ID S100399225		4761		
				

**Note:** Additional identification assigned by Faurecia to the product (SEBANGO) is not provided in DELFOR message


The **example** hereunder shows **the relation between the blocks of the SLC1 label and the data elements** found in the **DELJIT D96A** message from Faurecia **when LISA**

**DELJIT D96A when LISA mode**

**Header data**

```

UNH+1+DELJIT:D:96A:UN'
BGM+242:::DELIVERY JUST IN TIME+0256349225'
DTM+137:202011021158:203'
RFF+ADE 1344000000
NAD+BY+1749:::92+LOGISTICKA 153+FAURECIA PLZEN S.R.O.++UHERCE++330 23+CZ'
NAD+SE+1344000000:::92+ 58-306 WALBRZYCH+FAS JELZ+++++PL'
NAD+CN+1749 92+LOGISTICKA 153-FAURECIA PLZEN S.R.O.++UHERCE++330 23+CZ'
SEQ+1+000001'
LOC+11-1749-RP86
  
```



**Item data**

```

LIN+1+1384761X10 IN'
PIA+1+4761 MP+1076492R2:SA'
IMD+XXX++:::2R CS TEXTILE'
PAC++SMALL BAG 92'
RFF+ON:5500608936'
LOC+159-A02
QTY+21:240:PCE'
DTM+136:202011041800:203'
DTM+117:202011121200:203'
RFF+MA 0256349225
RFF+AAO:2020112801-00'

QTY+52 6 PCE'

UNT+26+1'
UNZ+1+0002328'
  
```

## 8. Practical examples – AIAG Package.

The **example** hereunder shows the relation between the blocks of the AIAG label and the data elements found in the **DELJIT D96A** message from Faurecia when LISA

### DELJIT D96A when LISA mode

```

UNH+1+DELJIT:D:96A:UN'
BGM+242:::DELIVERY JUST IN TIME+0252831449'
DTM+137:202011112013:203'
RFF+ADE:1505000000'
NAD+BY+198027620::92+5255 TELEGRAPH ROAD+FAURECIA EXHAUST SYSTEM, INC++TOLEDO++43612+US'
NAD+SE+1505000000::92+1207 ARVIN ROAD +FAURECIA DEXTER++ DEXTER++63841+US'
NAD+CN+198027620 :92+5255 TELEGRAPH ROAD-FAURECIA EXHAUST SYSTEM, INC ++TOLEDO++43612+US'
SEQ+1+000001'
LOC+11+1393-R106'
LIN+1+1723806X TN'
PIA+1+3806:MP'
IMD+XXX+:::HB S550 LH INT PIPE'
PAC++FKD484534'
RFF+ON:5800132508'
LOC+159:A02'
QTY+21:432:PCE'
DTM+136:202011121115:203'
DTM+117:202011130100:203'
RFF+MA 0252831449'
RFF+AAO:2020112001-01'
QTY+52 54 PCE'
UNT+22+1'
UNZ+1+35300'
  
```

